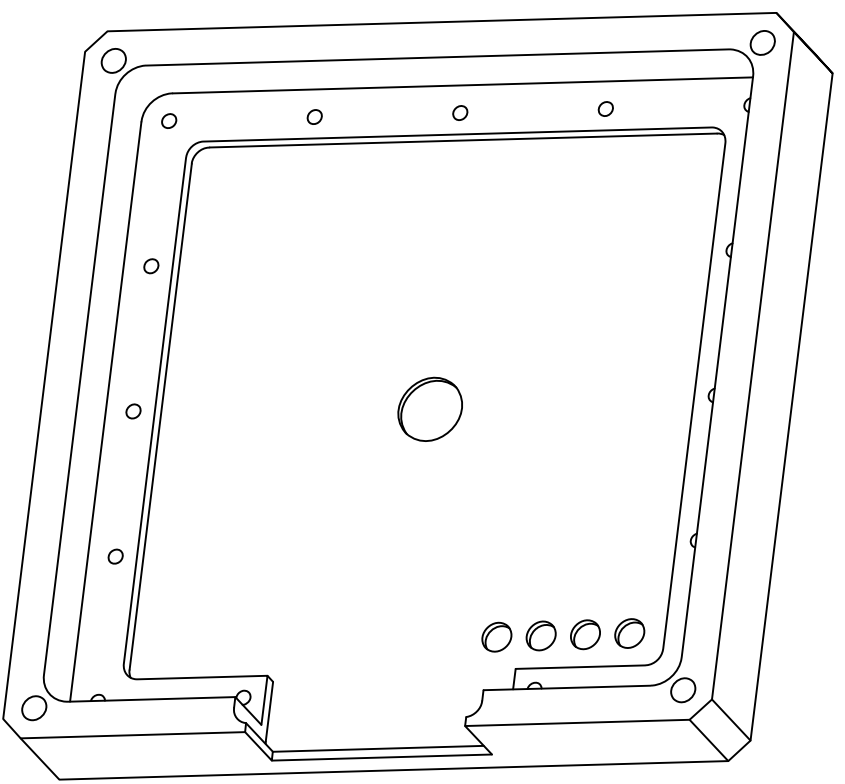
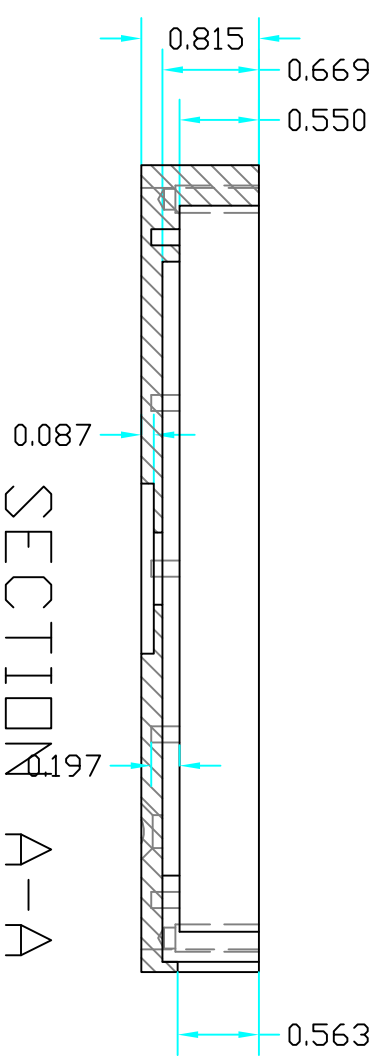
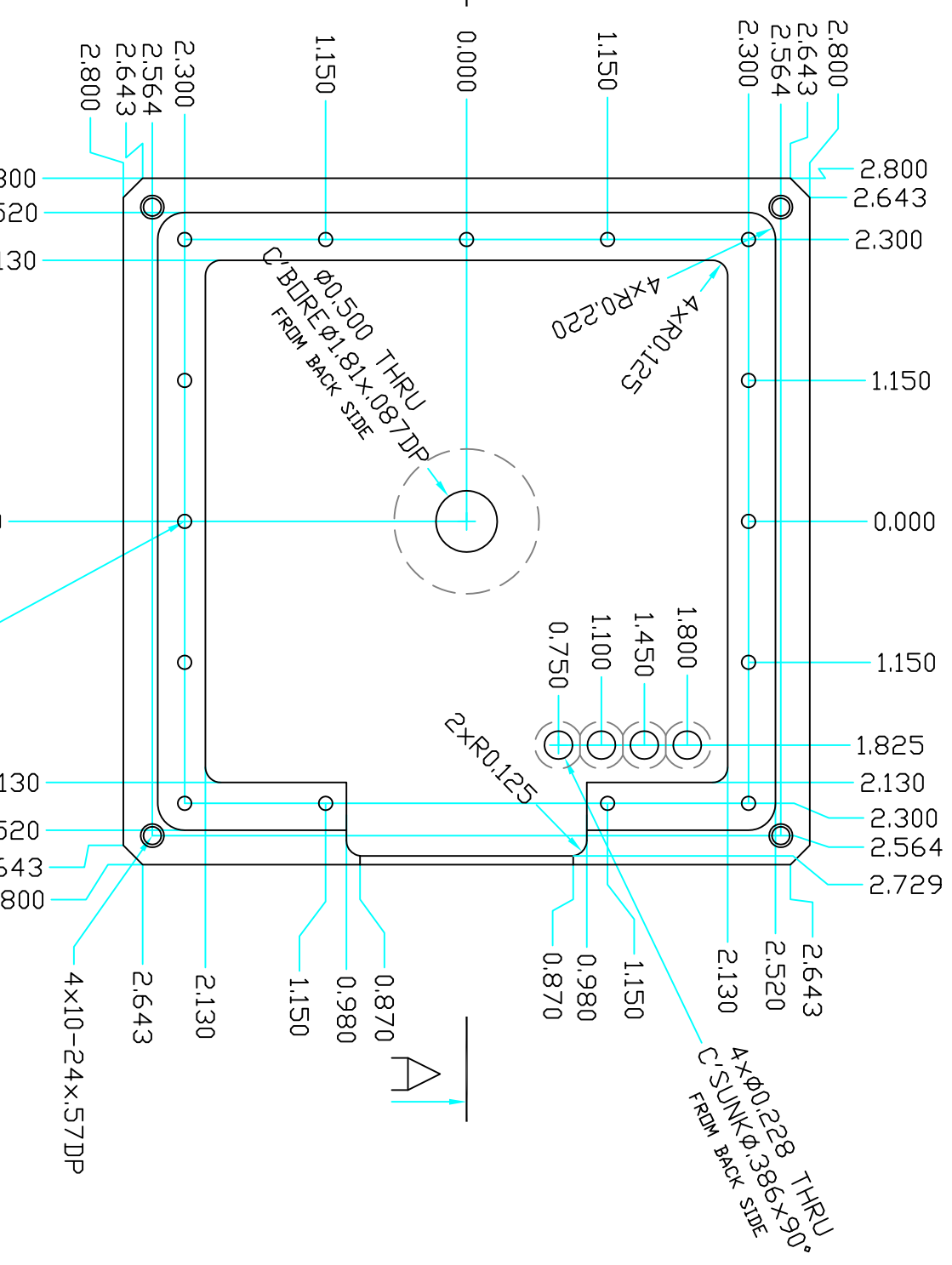


ZONE	REV	DESCRIPTION	DATE	APPROVED



FINO/REF #	QTY	UM	PART NAME	MATERIAL	REF. SHEET/DWG
			COVER	ALUMINUM 6061	

PARTS LIST		PERMISSIBLE VARIATION IN INCH DIMENSIONS WITHOUT TOLERANCES	
1	DIMENSIONS ARE IN INCHES.	±0.10	BETWEEN PLACES X & XX
2	MACHINE SURFACES TO BE FLAT, SQUARE, PARALLEL & CONCENTRIC BELOW 12	±0.13	BETWEEN PLACES X & XX
3	WITHIN 200 FOR 3 INCHES OR 200 TIR AS APPLICABLE	±0.05	±0.05
4	WETTED ALL METALS GENERAL COMMERCIAL PARTS WITH DWG	±0.20	±0.20
5	BREAK ALL SHARP CORNERS AT X 45° CHAMFER	±0.30	±0.30
6	FILLETS SHOWN SHARP = 04 RAD	±0.45	±0.45
7	TAPPED HOLES UNITED CLASS 2B THREAD, MIN DEPTH 1.5 x DIA	±0.05	±0.05
8	CHAMFERED & REAMED HOLES 1/16 x 45°	±0.05	±0.05
9	CENTERS PERMISSIBLE	±0.05	±0.05
10	ALL VELDING TO CONFORM TO LATEST AWS STANDARDS	±0.05	±0.05

SIZE	SCALE
D	1:1

REV	DATE	BY	CHKD	APPD	THE
1	06/23/14	AD	KH	KH	OSI
2	06/23/14	AD	KH	KH	OSI

Open Source Instruments Inc.	PROJECT NUMBER	DRAWING NUMBER
TRANSMITTER COVER	SHEET 1 OF 1	REVISION A

